


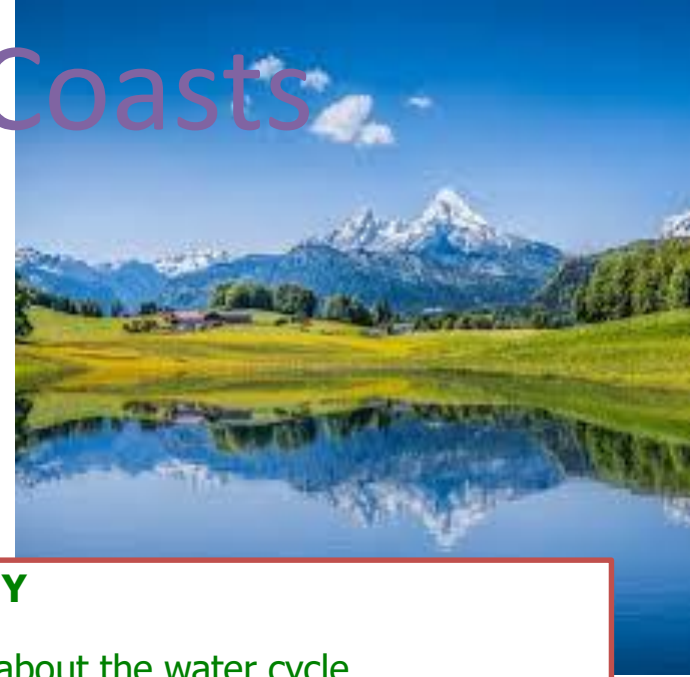


Mountains, Rivers and Coasts



HISTORY

- Research Edmund Hillary and Sherpa Tenzing.
- Learn about how they became the first people to climb Mount Everest.
- Develop an understanding for the challenges they faced.
- Compare similarities and differences with their expedition with modern day expeditions to climb Mount Everest.

WRITE A DIARY ENTRY FROM THE POINT OF VIEW OF EDMUNT HILLARY OR SHERPA TENZING BASED ON THE DAY THEY REACHED THE SUMMIT.

- Find out why seaside holidays became popularity of seaside in Victorian England
- what was would it be like to visit the seaside?
- Learn about similarities and differences between seaside holidays now / in Victorian times

PRETEND TO BE A CHILD IN VICTORIAN ENGLAND.
SEND A LETTER HOME FROM YOUR HOLIDAY BY THE SEA

GEOGRAPHY

- Find out about the water cycle
- Understand the journey a river makes to reach the sea.
- Develop an understanding of different animals which live on mountains and their lifestyles.
- Compare similarities and differences of someone living in the mountains compared to their own lifestyle

WRITE A FACT FILE BASED ON A MOUNTAIN ANIMAL AND HOW IT HAS ADAPTED TO LIVE THERE.

Art – Impressionism:

- Learn about the life of Monet.
- Look at the light and Colour in Monet's River Thames series.

Children to create their own version of the River Thames series.

- Look pieces of art by Andrew Goldsworthy
- Choose a favourite piece and say why you like it
- Copy the style and shape of one of Andrew Goldsworthy's pieces of art using their own natural materials
- Design their own piece "Nature art" and collect materials for it
- Choose a location for their own piece of nature art, create it and then photograph it. Try taking different photos from different angles and distances away and choose their final favourite photograph.

CREATE THEIR OWN PIECE OF NATURE ART

Music – Chrome Music

- Create a piece music on Chrome music.
- Think about what instruments will be included.
- Gain an understanding of the rhythm needed when creating music.

CREATE A PIECE OF MUSIC WHICH THEY WOULD LIKE TO LISTEN TO.


DT – Creating a mountain range:

- Children learn about the different styles of mountains .
- Design a mountain range taking into consideration the materials you have at home.
- Create the mountain making sure the colour of the mountain range is accurate

-DESIGN AND CREATE A MOUNTAIN RANGE BASED ON EITHER THE ALPS OR THE ANDES.

- Find out about different animals and plants that live under the sea
- Design an "under the sea habitat" in an empty box (diorama) using material you find at home / in gardens
- Create your diorama thinking about how you can make it look 3D? Can you make one of the creature move? Can you create something that spins around? Can you include plants or creatures that hang?

DESIGN AND CREATE AN UNDER THE SEA DIORAMA





SCIENCE– PLANTS

-Understand the different parts of a flower and how it grows.

- Learn about the lifecycle of a plant.
- Look into how water is transported in plants.
- Understand the different parts of a flower and explain their role in pollination.

CREATE AN EXPERIMENT BASED ON WHAT PLANTS NEED TO GROW.

P.E -- ACTIVE NORFOLK

- Children to complete the daily tasks set by Active Norfolk and the Virtual School Games.
- Joe Wicks, Gonoodle, Cosmic Kids, scavenger hunts and daily walks are all examples of exercise to try at home too.



COMPUTING – TOUCH TYPING

- Use Purple Mash to gain an understanding of where the fingers should be placed on a keyboard.
- Practice the different levels on Purple Mash using 2type.

CHILDREN WRITE A PIECE OF WORK USING THEIR TOUCH TYPING SKILLS

PATHS – How do find happiness

- What is happiness – how is it seen or shared as an emotion.
- Is it possible to be happy all the time – what emotions are important to enable feeling content.
- Share stories from different cultures and faiths around finding happiness.

MAKE A HAPPINESS TREE THINKING OF ALL THE QUALITIES WE NEED AS PEOPLE TO FEEL CONTENT



R.E. – Would visiting The River Ganges feel special to a non-Hindu?

- Why is water important? How do we use it in our daily lives? What would life be like without it?
- Research facts about The River Ganges
- Explore how The River Ganges is important to Hindus and pilgrims – what do Hindus do when they visit the river? What is Brahman? Why is The River Ganges special?
- Research holidays to Varanasi (a popular tourist town next to The Ganges)



WRITE 2 POSTCARDS DESCRIBING A VISIT TO THE RIVER GANGES (ONE WRITTEN FROM THEMSELVES (AS A NON-HINDU) AND ONE FROM A HINDU VISITING FOR THE FIRST TIME)